



TrueLok ring fixation system is for trauma applications,
limb lengthening and deformity correction.

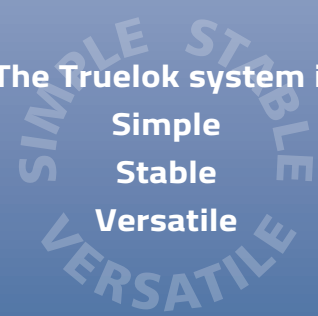


The Truelok system is

Simple

Stable

Versatile





TrueLok system is SIMPLE



Angular Distractor

Swivel Stud Bracket



Quick Adjust Strut



Inline Hinge

Outboard Hinge


TrueLok system offers pre-assembled functional components which are easy to connect and operate:

- TrueLok inline and outboard hinges are dynamic connectors for deformity correction.
- A TrueLok angular distractor will preserve its alignment when temporarily detached during osteotomy.
- The quick adjust struts allow surgeons to create and adjust the constructs easier and faster.
- The new swivel stud brackets allow easy connection of the angular distractor also in oblique position. Ideal when two rings are positioned at a very acute angle (severe Equinus deformity or Blount's).


Slotted plates make it easier to connect different external support (rings, threaded rods and foot plates).



Slotted Plate



TrueLok system is Stable



Universal Half Pin Fixation Bolt



TrueLok 8mm Half Pin Fixation Bolt



Universal Wire Fixation Bolt

The anti-rotation feature on connection elements helps prevent undesired movement.

The TrueLok system's unique wire and half-pin fixation elements provide efficient bone segment stabilization.

- Universal half-pin fixation bolt secures 4, 5, or 6mm half-pins.
- TrueLok 8mm Half Pin Fixation Bolt accepts 5mm- 6mm half pin.
- Universal wire fixation bolt offers cannulated and slotted options to capture wires.
- Secure connection of the wire fixation bolts dramatically reduces the need to retension wires.

The metal plastic interface is stable both during and between adjustments.



Detail of anti-rotation feature



Metal-Plastic Interface

Telescopic Linear Distractor


TrueLok system is VERSATILE

TrueLok modular external supports (rings, half-rings, foot plates, 5/8 rings and arches) allow easy adjustments to the system.

- A stable, multi-planar foot support with half-rings and extension plates fit any size or shape of foot.
- The TrueLok universal lockable hinge offers self-alignment flexibility.
- Fully compatible with rings from the TL-HEX® TrueLok Hexapod system.



Universal Lockable Hinge



Charcot Forefoot Deformity Correction

Control of bone segments accomplished with the TrueLok system allows movement of segments without compromising stability.



Ankle Valgus Deformity Correction



Equinus deformity correction with quick adjust strut

TrueLok RockerRail

Two adjustable rails to facilitate off-loading and weight bearing.




TL Dynamization Module

- Controlled micromotion amplitude up to 3mm.
- No effect on ring separation distance no matter which micromotion setting from 0 to 3mm.
- Compatible with all TrueLok and TL-HEX components.
- Can be used with non-parallel ring orientation.



(TL+) Foot & Ankle Kit

- Designed to permit to follow traditional techniques for correcting deformities in the foot and ankle.
- Allows customization of hinges, distractors and moving components.
- The kit has various styles of twisted plate, female and male connectors, nylon locking nuts and non-locking universal joints. 1.5mm wires are also available with optional tension limiters for the existing TL wire tensioners.





TRAYS

Instrument Tray, TrueLok, Complete

Part Number



450501C



Hinges and Distractors Tray, TrueLok, Complete

Part Number


450504C



Fixation Elements Tray, TrueLok, Complete

Part Number


450503C



Ring Tray, TrueLok, Empty

Part Number

450500




A combination of any three layers can be combined to form a full rings tray.

ORDERING INFORMATION

For specific part numbers and descriptions, refer to the TrueLok Parts Reference Guide, available upon request.



Distributed by:



If your leaflet does not include the text in your language, please refer to the electronic instructions.

Electronic Instructions for use available at the website <http://ifu.orthofix.it>

Electronic Instructions for use - Minimum requirements for consultation:

- Internet connection (56 kbps)
- Device capable to visualize PDF (ISO/IEC 32000-1) files
- Disk space: 50Mbytes

Free paper copy can be requested to customer service (delivery within 7 days):
tel +39 045 6719301, fax +39 045 6719370,
e-mail: customerservice@orthofix.it

Instructions for Use: See actual package insert for Instructions for Use.

Caution: Federal law (USA) restricts this device to sale by or on the order of a physician. Proper surgical procedure is the responsibility of the medical professional. Operative techniques are furnished as an informative guideline. Each surgeon must evaluate the appropriateness of a technique based on his or her personal medical credentials and experience. Please refer to the "Instructions for Use" supplied with the product for specific information on indications for use, contraindications, warnings, precautions, adverse reactions and sterilization.



Manufactured by:
ORTHOFIX Srl
Via Delle Nazioni 9, 37012 Bussolengo (Verona), Italy
Telephone +39 045 6719000, Fax +39 045 6719380

CE 0123

www.orthofix.com

TL-0917-PL-E0 G 12/18


ORTHOFIX®