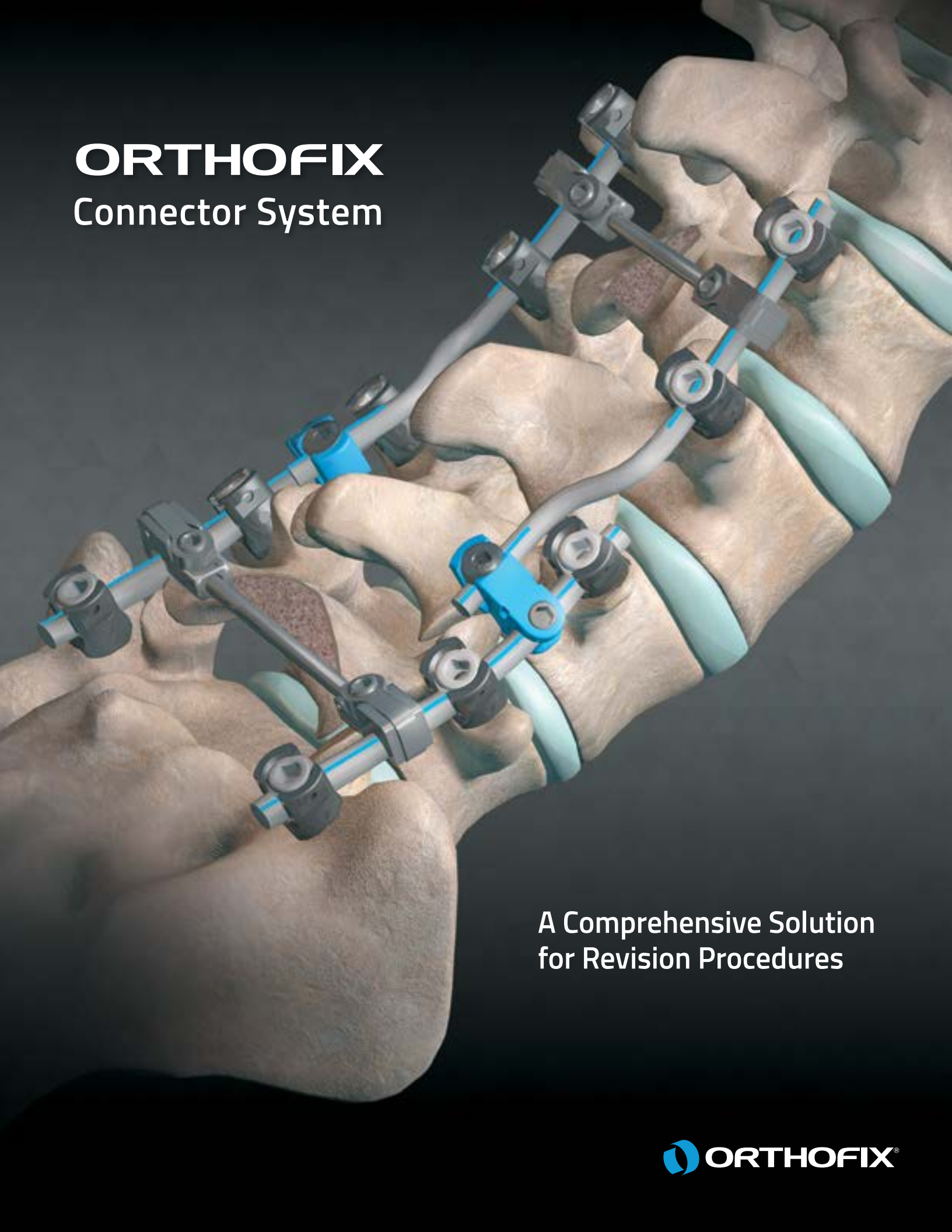


# ORTHOFIX

## Connector System



A Comprehensive Solution  
for Revision Procedures

# Introduction

---

The Connector System is a comprehensive system designed to reduce the complexity of revising and extending existing spinal constructs. The system includes a variety of Rod-to-Rod Connectors, Bypass Connectors, Axial In-Line Connectors and Z Rods as well as unique instrumentation intended to facilitate the removal of bony anatomy. The Connector System eliminates the need to remove existing hardware while providing stability at adjacent levels.



# System Overview

## Rod-to-Rod Connectors

Rod-to-Rod connectors encompass a variety of options for simple to complex revision procedures. The connectors are compatible with rod diameters ranging from 3.0mm to 6.35mm and accommodate various posterior surgical approaches.



Side Interface: Ø4.75 - 6.35mm  
Top Interface: Ø5.5 - 6.0mm



Side Interface(s): Ø4.75 - 6.35mm



Side/Front Interface: Ø4.75 - 6.35mm



Front Interface(s): Ø4.75 - 6.35mm



Side Interface: Ø4.75 - 6.35mm  
Front Interface: Ø3.0 - 3.5mm

## Bypass Connectors

Bypass Connectors are low-profile implants that navigate around one or two existing screw bodies. The connectors can attach to rod diameters ranging from 4.75mm to 6.35mm. U-Style Connectors utilize two sets and incorporate a 5.5mm x 200mm offset rod extension. 16mm and 34mm Bypass Connectors utilize a single set screw and incorporate a 5.5mm x 200mm in-line rod extension.



U-Style




16mm



34mm

## Axial In-Line Rod Connectors


Axial In-Line Rod Connectors attach to 4.75mm to 6.35mm rod diameters. The connectors feature a rod pocket and visualization hole to accept rod overhang and provide visual confirmation of rod engagement.



Axial In-Line

## Z Rods

5.5mm x 150mm x 150mm and 5.5mm x 150mm x 300mm rod lengths are available to accommodate various length revision constructs. All rods are lined to assist with rod contouring and positioning.



Z Rod

## Set Screws

Large and small set screws are used to secure the connectors to existing constructs. Both sets screws feature a 3.7mm hex interface and a 60 in. lbs. torque value. The large set screw incorporates a buttress thread design to minimize cross threading.



Small Set Screw



Large Set Screw



# Set Configuration (79-9091)

## Implants

Part #	Description	Qty	Part #	Description	Qty
79-2002	Large Set Screw	10	79-2130	34mm Bypass Connector, Left	Optional
79-2003	Small Set Screw	20	79-2135	34mm Bypass Connector, Right	Optional
79-2100	Side/Top Loading Connector	4	79-2140	Axial In-Line Connector with Rod	4
79-2105	Side/Front Loading Connector	4	79-2150	Z Rod, 150mm x 150mm	4
79-2110	Small Side/Front Loading Connector	4	79-2155	Front/Front Loading Connector	4
79-2115	Side/Side Loading Connector	4	79-2160	U-Style, 16mm Bypass Connector, Left	2
79-2120	16mm Bypass Connector, Left	2	79-2165	U-Style, 16mm Bypass Connector, Right	2
79-2125	16mm Bypass Connector, Right	2	79-2300	Z Rod, 150mm x 300mm	Optional

## Instruments


Part #	Description	Qty	Part #	Description	Qty
52-1041	Trial Rod, 200mm	1	79-1006	Set Screw Driver	2
79-1001	Straight Implant Inserter	1	79-1007	Connector Counter Torque Wrench	1
79-1002	Threaded Implant Inserter	1	79-1008	Rod Pliers/Holder	Optional
79-1003	Curved Rasp	1	79-1010	Connector Torque Limiting Handle	1
79-1004	Underbite Rongeur	1	79-1012	Bone Chisel	1
79-1005	Set Screw Inserter	2	79-1014	Tamp	1

## Cases & Trays


Part #	Description	Qty	Part #	Description	Qty
79-1090	Case	1	79-8305	Large Set Screw Caddy	Optional
79-1090B	Case, Base	Optional	79-8306	Top Tray-Level	Optional
79-8301	Side Loading Connector Caddy	Optional	79-8307	Middle Tray-Level	Optional
79-8302	Side/Front Loading Connector Caddy	Optional	79-8309	Ancillary Implant Caddy	Optional
79-8303	Front Loading Connector Caddy	Optional	20115080	Lid	Optional
79-8304	Small Set Screw Caddy	Optional			



Top  
Tray



Middle  
Tray



Bottom  
Tray



# Features and Benefits

---

## All-Inclusive System

Comprehensive offering eliminates the need to remove existing hardware for revision procedures

## Improved Intra-Operative Efficiency

May decrease operative time and potential complications as existing hardware doesn't have to be removed

## Bone-Preparation Instruments

Facilitates fusion mass removal commonly associated with revision procedures

## Compatible with Multiple Orthofix Spinal Fixation Systems

Accommodates multiple posterior surgical approaches and rod diameters

## Rigid Fusion Constructs

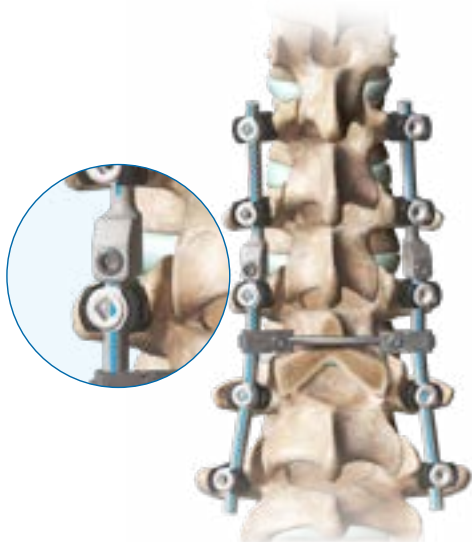
Revision implants provide mechanical stability at target and adjacent levels

## Low-Profile Implants

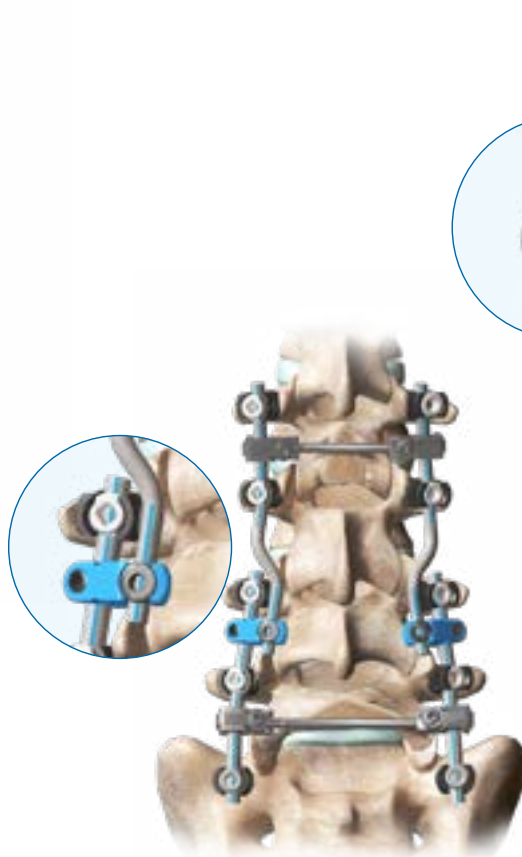
Implants are designed to minimize interference with bony anatomy

# Typical Constructs

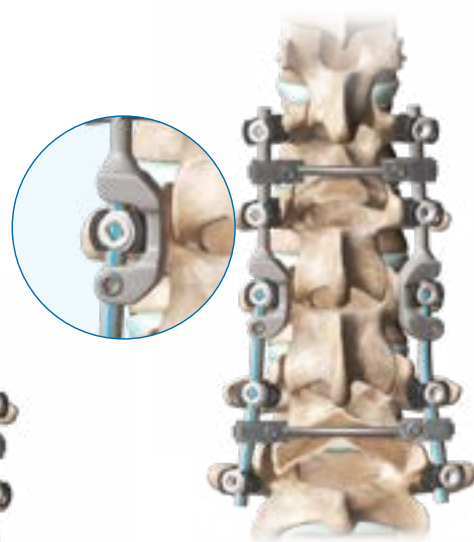
---




**Axial In-Line  
Connector Construct**



**Side/Top and Z Rod  
Connector Construct**



**Bypass  
Connector Construct**

 Orthofix  
3451 Plano Parkway  
Lewisville, Texas 75056-9453 USA


 0086 **Rx Only**

 Medical Device Safety Service  
(MDSS)  
Schiffgraben 41  
30175 Hannover  
Germany  
+49 511 6262 8630  
[www.mdss.com](http://www.mdss.com)

1.214.937.3199  
1.888.298.5700  
[www.orthofix.com](http://www.orthofix.com)

CR-1704 © Orthofix Holdings, Inc. 1/2018

**Distributed by:**



Please visit [www.Orthofix.com/IFU](http://www.Orthofix.com/IFU) for full information on indications for use, contraindications, warnings, precautions, adverse reactions information and sterilization.

  
**ORTHOFIX®**